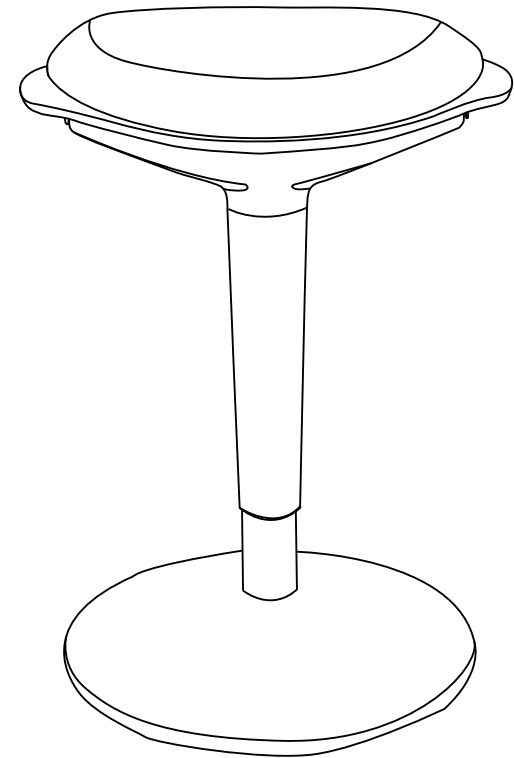


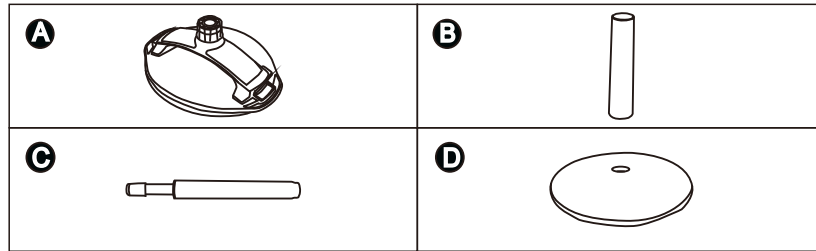
# FLEXISPOT



Website: [www.flexispot.com](http://www.flexispot.com)  
Tel: 1-855-421-2808

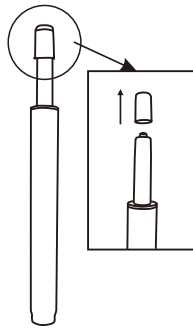
**BH2B/BH2G/BH2R/BH2U**  
Installation Guide

## Assembly Instructions



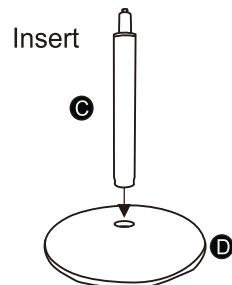
### STEP 1

Remove & discard the plastic cap covering the tip of the gas spring.



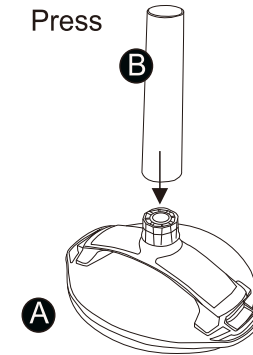
### STEP 2

Insert the gas spring (C) into the base (D). Once aligned correctly, press down firmly.



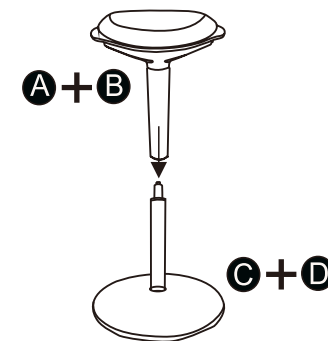
### STEP 3

Attach the Plastic Collar (B) to the Seat (A) by resting the Seat on the cushion and firmly pressing the Plastic Tube against the seat.



### STEP 4

Gently slide the seat onto the gas spring. Once aligned properly, press down firmly on the seat.



### WARNING!

The Plastic Cap must be removed before use. Failure to remove it will lead to malfunction.